



ACTIVITY SHEET: 1

1. (Open to page 20 and read the story on that page.)

THESE ARE SOME OTHER SOUNDS WE HEAR. LET'S TRY TO MAKE THEM.

(Point to each picture in order and describe it. Let the child make the sound. If he doesn't know how, help him.)

**BANGING WITH
HAMMER**
(TAP.....TAP)

**WATER
DRIPPING**
(PLOP - PLOP)

**CLOCK
CHIMING**
(BONG! BONG!)

**MOTHER
SINGING**
(LA, LA, LA)



**BABY
CRYING**
(WAAAAA)

**COIN
DROPPING**
(PLINK)

**TELEPHONE
RINGING**
(RING - A - LING)

**WIND
BLOWING**
(WHOOSH, WHOOSH)

2. **NOW I'LL MAKE A SOUND AND YOU SHOW ME WHICH PICTURE SHOWS US THE SOUND BEING MADE.**

(Make sounds as in the above pictures but not in order of appearance. Each time say:)

WHO/WHAT MAKES THIS SOUND?



ACTIVITY SHEET: 2

1. (Take out the envelope with all the pictures from the previous activities of *Sounds I Hear*. Then ask:)

DO YOU REMEMBER ALL THE SOUNDS WE HEARD IN THIS BOOK?


(Spread out the pictures on the table and say:)

I'LL MAKE A SOUND AND YOU SHOW ME THE PICTURE FOR THAT SOUND.

2. (When you finish making all the sounds, say:)


NOW YOU MAKE SOME SOUNDS AND I'LL GUESS WHAT EACH ONE IS.

MOO, MOO
(Cow)




BUZZ, BUZZ
(Bee)

BAA, BAA
(Sheep)



BOW-WOW
(Dog)

BONG! BONG!
(Clock)



ZOOM
(Car)



CLACKETY-CLACK
(Train)